




Changing Circumstances Surrounding Opioid-Related Deaths in Ontario during the COVID-19 Pandemic

A report prepared by:

Gomes T, Murray R, Kolla G, Leece P, Bansal S, Besharah J, Cahill T, Campbell T, Fritz A, Munro C, Toner L, Watford J

On behalf of:

The Ontario Drug Policy Research Network
The Office of the Chief Coroner for Ontario /
Ontario Forensic Pathology Service
Public Health Ontario



May 2021

Table of Contents

Background	3
Methods Overview.....	4
Trends in Opioid-Related Deaths	5
Limitations	22
Gaps in Knowledge	22
Summary of Findings and Discussion	23
Conclusion.....	24
Contributors.....	25
Funding.....	26
Authors	26
Acknowledgments	26
Disclaimer	26
Office of the Chief Coroner – Privacy Statement	27
How to Cite this Document.....	27
Contact	27
References	28
Appendix.....	30



Background

High rates of opioid-related deaths across Canada have been a significant and longstanding national public health issue.¹ In 2019, there were almost 4,000 opioid-related deaths across the country, of which over 94% were accidental.² The COVID-19 pandemic emerged in the midst of this ongoing epidemic of opioid-related deaths, and resulted in the declaration of a state of emergency in Ontario on March 17, 2020.³ Within Ontario, the pandemic response has consisted of waves of public health restrictions of varying severity to help mitigate the spread of COVID-19. These restrictions have included physical distancing measures that resulted in reduced service levels for health and social services, such as pharmacies, outpatient clinics, and harm reduction sites, that provide care to people who use drugs (PWUD). Despite the intention to reduce the impact of COVID-19, there was also concern that these measures would lead to unintended harms.⁴

In November 2020, a preliminary [report](#)⁵ describing patterns in the circumstances surrounding opioid-related deaths that occurred in Ontario during the first three months of the COVID-19 pandemic was released. The report noted a 38% increase in opioid-related deaths between March 16 and June 30, 2020 compared to the three months prior, with a notable increase in the proportion of deaths that occurred among men, a rise in the number of deaths with stimulants and benzodiazepines involved, and a higher number of people dying without resuscitation attempts or naloxone administration by bystanders or first responders.⁵ This increase in drug-related deaths was thought to be driven by a combination of numerous factors, including an increasingly volatile unregulated drug supply, barriers to accessing harm reduction services and treatment, and physical distancing requirements leading to more people using drugs alone.^{4,6} Furthermore, the report noted a potential trend towards an increasing number of deaths having occurred in hotels, motels, and inns, which raised concerns about the potential risks of overdose among people being provided supportive housing in these settings during the pandemic.

Given the rapidly changing nature of the pandemic and the continued rise in opioid-related deaths, a comprehensive understanding of the circumstances surrounding these deaths is needed to inform multifaceted public health interventions and policies that support people who use drugs to help prevent opioid-related mortality and reduce morbidity. This report updates the data provided in the preliminary report to include patterns up to the end of December 2020.

Methods Overview

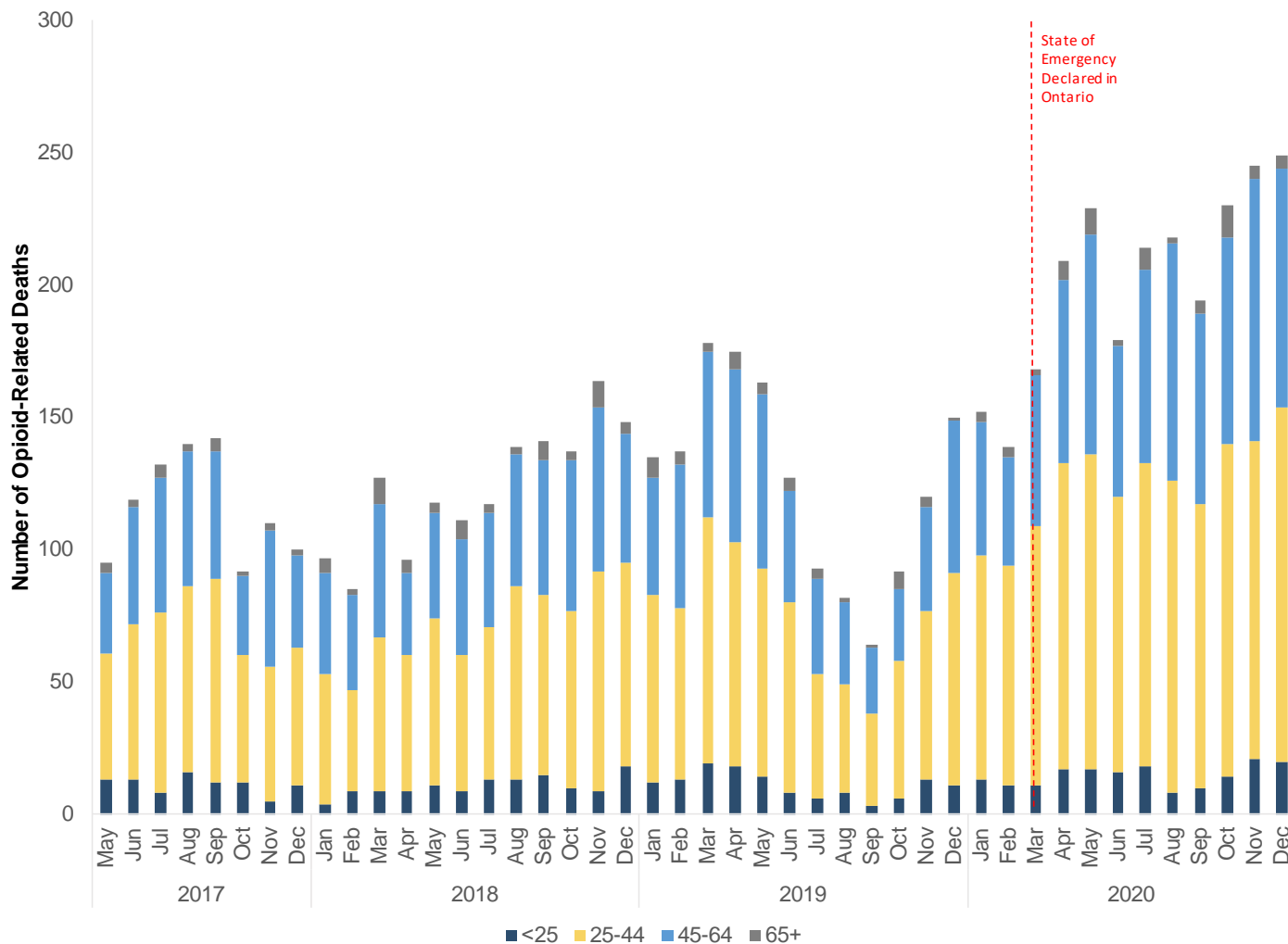
We used methods that were similar to those used in the November 2020 report to analyze circumstances surrounding opioid-related deaths. The data contained in this report was obtained by the Office of the Chief Coroner/Ontario Forensic Pathology Services (OCC/OFPS) during investigations of confirmed and suspected opioid-related deaths in Ontario. An opioid-related death is defined as an acute intoxication/toxicity death resulting from the direct contribution of consumed substance(s), where one or more of the substances was an opioid, regardless of how the opioid was obtained.⁷ Suspected opioid-related deaths are defined on the basis of evidence of drug use or drug paraphernalia found at the scene and/or signs of drug use and an opioid detected in post-mortem toxicology, but where a final conclusion on the cause of death is pending. On May 1, 2017, the OCC/OFPS launched the Opioid Investigative Aid (OIA), a standardized tool used to collect information regarding the circumstances surrounding opioid-related deaths. The OIA is completed by the investigating coroner using a combination of sources (e.g., health records, family, bystanders, emergency responders), and captures demographic information, as well as details related to the location of the incident, post-mortem toxicology results, and other circumstances surrounding the death. The cause and manner of death are determined by the death investigation and post-mortem examinations by pathologists and are captured in the OIA. All information collected using the OIA is entered in a secure database held at the OCC. In order to rapidly report on factors related to opioid-related deaths during the pandemic, some OIAs are not yet complete, and in some circumstances, cause and manner of death have not been confirmed. Therefore, the denominators for variables reported throughout the report differ according to data availability. More details can be found in the [Appendix](#).

Trends in opioid-related deaths over time were reported by month from May 1, 2017 to December 31, 2020, stratified by age group (<25, 25-44, 45-64, 65+). An autoregressive integrated moving average (ARIMA) model was used to examine the impact of the initial implementation of public health measures related to the COVID-19 pandemic (measured as the declaration of the state of emergency in Ontario in March 2020) on the total monthly number of opioid-related deaths in the province.

For the purposes of comparing circumstances surrounding opioid-related deaths, March 16, 2020 was defined as the ‘beginning’ of the pandemic, as this was the beginning of the week during which Ontario declared an emergency order related to the COVID-19 pandemic (March 17, 2020). People who died of an opioid-related cause between March 16 and December 31, 2020 were classified as the pandemic cohort, and people who died between March 16 and December 31, 2019 were classified as the pre-pandemic cohort. We compared the age and sex distribution of the cohorts, as well as the frequency of the circumstances surrounding deaths in each of the cohorts, including manner of death, employment status, industry of work, living arrangement, location of overdose incident, mode of drug use, the type of opioid directly contributing to death, and other drug involvement in deaths. We also examined whether another person was present at the time of the overdose, and among incidents in which another person was present, we assessed patterns of resuscitation attempts and naloxone administration. Among people who were experiencing homelessness at the time of death, we compared age, sex, location of incident, and other non-opioid drugs contributing to death between people who died during the pandemic period and those who died in the pre-pandemic period. Chi-square tests were used to test for statistically significant differences in the frequency of the circumstances surrounding death between the pandemic and pre-pandemic cohorts.

Trends in Opioid-Related Deaths

Monthly number of opioid-related deaths in Ontario prior to, and during, the COVID-19 pandemic



State of
Emergency
Declared in
Ontario

The monthly number of opioid-related deaths has varied considerably over time in Ontario over the period studied. However, in the months following the State of Emergency declaration in Ontario on March 17, 2020, there was a significant acceleration in the number of opioid-related deaths observed across Ontario ($p=0.0008$). Specifically, there was a 79.2% increase in the number of opioid-related deaths between February 2020 (the month prior to the State of Emergency declaration; $N=139$ deaths) and December 2020 ($N=249$ deaths).

Overall, in 2020, there were 2,426 opioid-related deaths, a 60.0% rise from 1,517 deaths the year prior. Among women, the monthly number of opioid-related deaths increased 43.6% from February to December 2020 (39 vs. 56 deaths monthly), compared to a 93.0% increase among men (from 100 to 193 deaths monthly) over the same period. By age, the largest increases were observed among those aged 25 to 44 (61.4% increase from 83 to 134 deaths monthly) and 45 to 64 years (119.5% increase from 41 to 90 deaths monthly).

NOTE

72 suspected opioid-related deaths remain in the 2020 data, as some death investigations are still underway. While the majority of these deaths will likely be determined to be opioid-related, final determinations are pending. Similarly, although uncommon, there may be other opioid-related deaths that occurred during this period that are not captured in the figure above, as they have not yet been determined to be opioid-related by the investigating coroner.

The remainder of this report compares circumstances of opioid-related deaths occurring in Ontario during the following two periods:



Pre-Pandemic Cohort

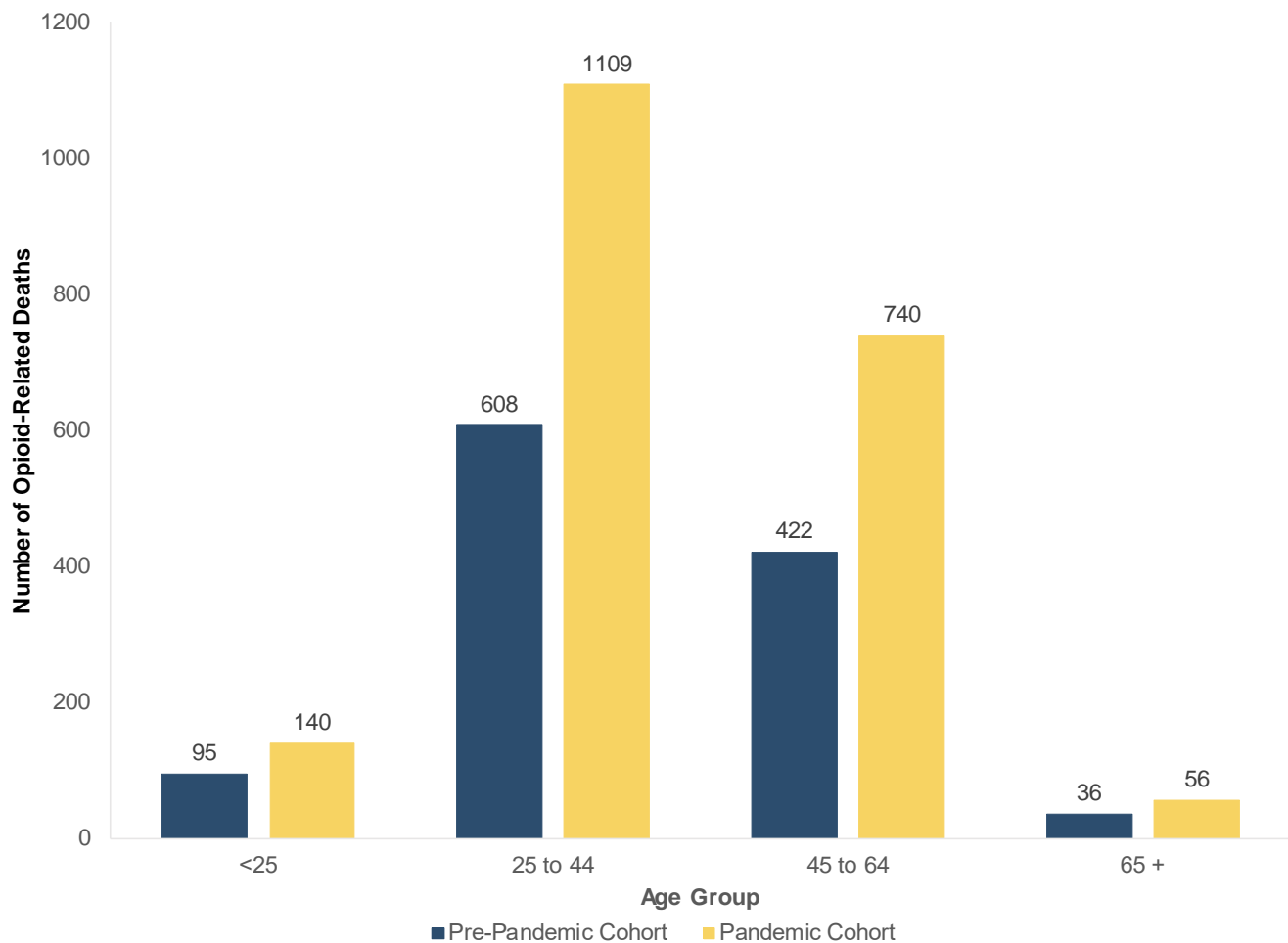
March 16, 2019 - December 31, 2019
(N=1,162)



Pandemic Cohort

March 16, 2020 - December 31, 2020
(N=2,050)

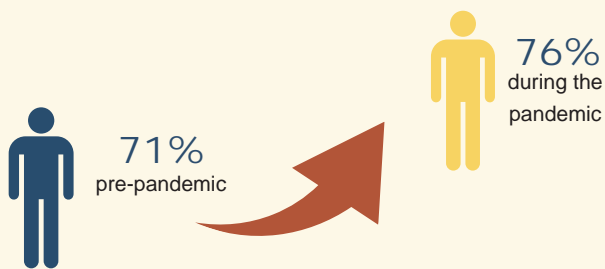
Distribution of opioid-related deaths by age



There were no statistically significant changes in the distribution of deaths by age group during the pandemic. However, the largest absolute increases in deaths occurred among people aged 25 to 44 (608 pre-pandemic vs. 1,109 during pandemic; absolute difference 501 opioid-related deaths) and those aged 45 to 64 (422 pre-pandemic vs. 740 during pandemic; absolute difference 318 opioid-related deaths). Overall, 90.2% of all opioid-related deaths that have occurred during the pandemic were among these age groups.

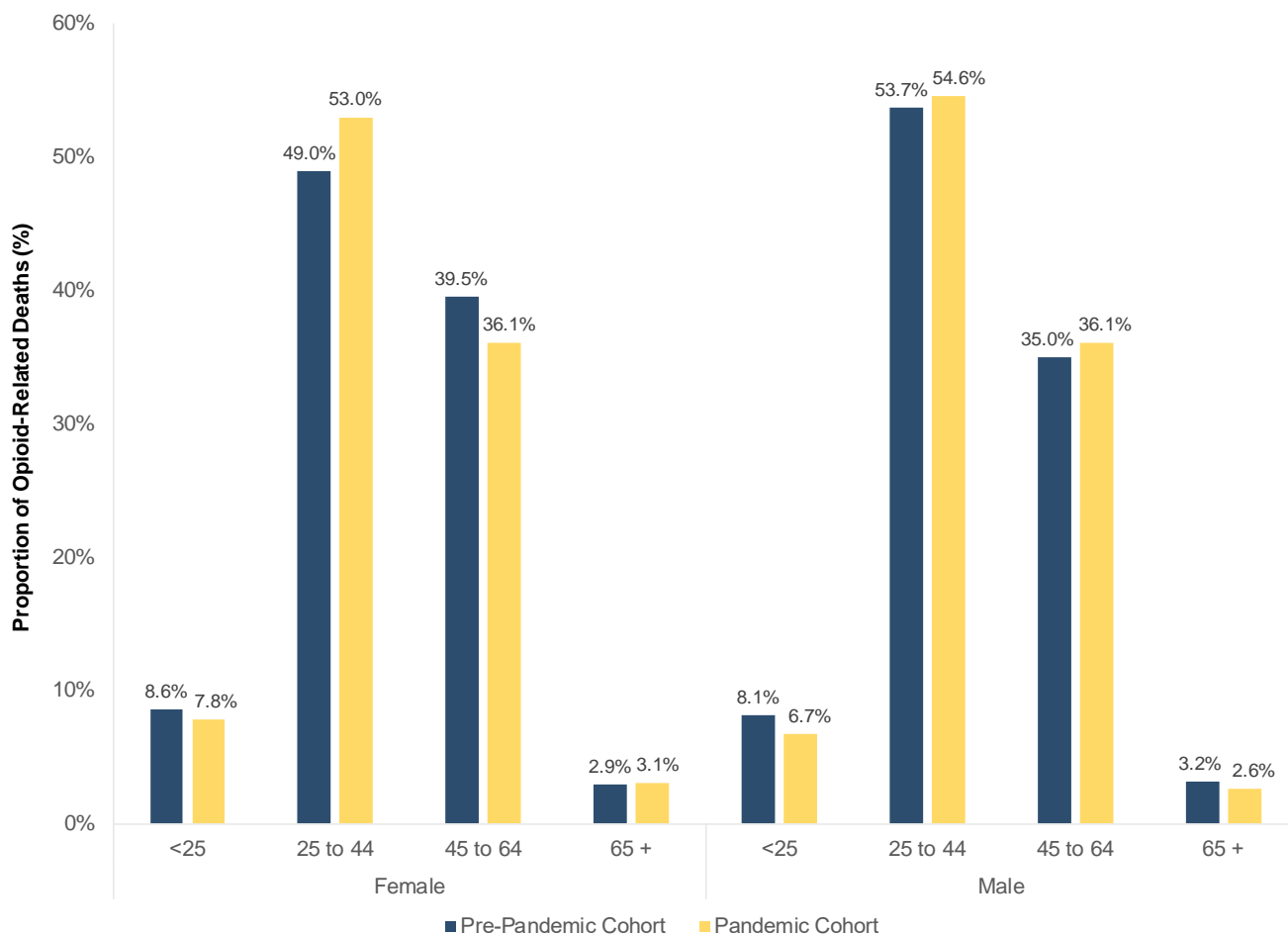
Distribution of opioid-related deaths by sex

The proportion of men among opioid-related deaths increased from:



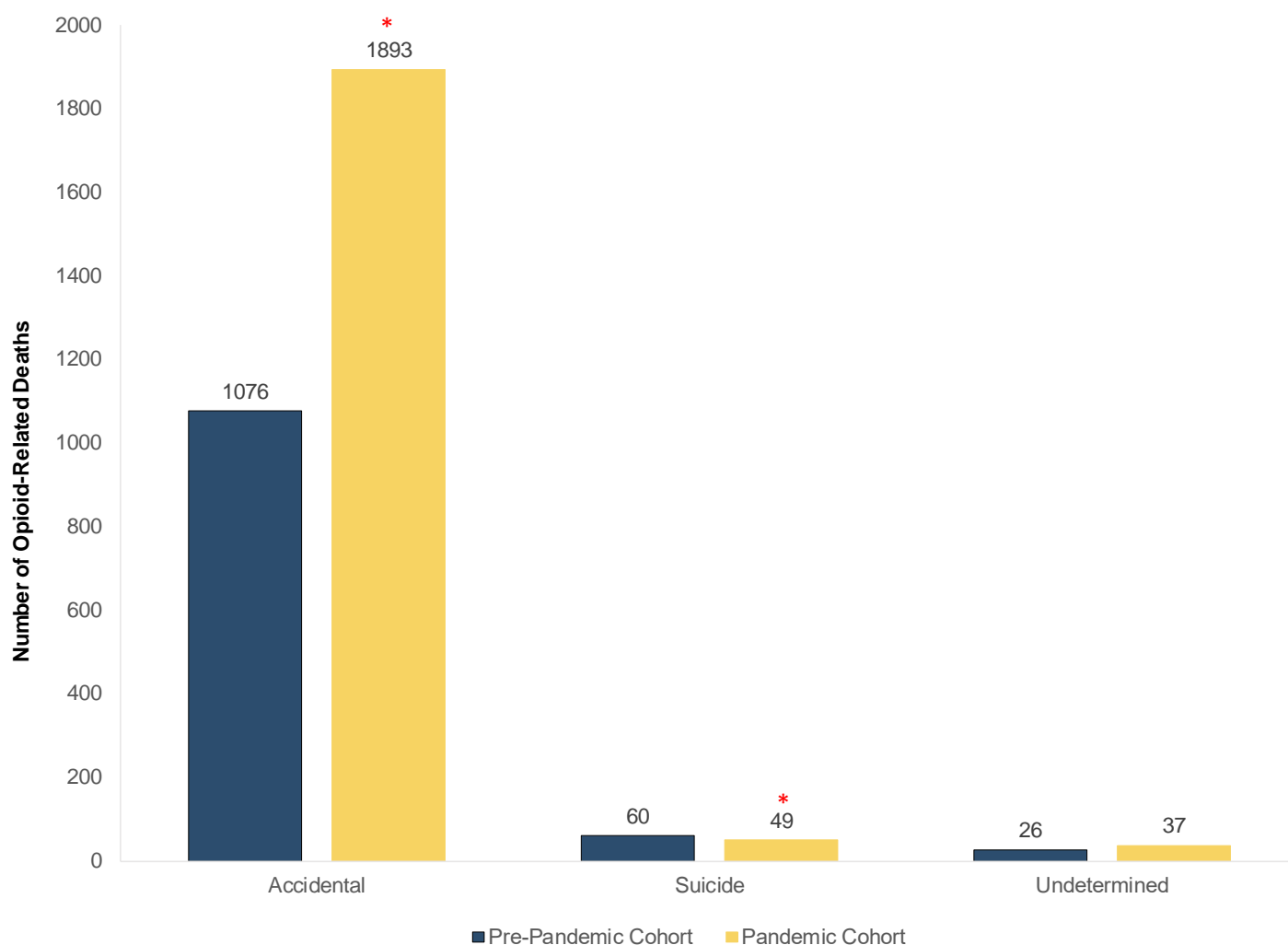
During the pandemic, there has been a statistically significant shift towards more opioid-related deaths occurring among males. Specifically, 70.8% of deaths (823 of 1,162) in the pre-pandemic cohort were among males, rising to 76.3% of deaths (1,565 of 2,050) in the pandemic cohort ($p < 0.01$).

Opioid-related deaths by age among males and females



Despite a higher proportion of deaths occurred among males, there were no significant changes during the pandemic when looking at the age distribution of opioid-related deaths among men and women separately. However, there was a small shift towards a higher proportion of opioid-related deaths among women aged 25 to 44 years. As younger women are both disproportionately experiencing the mental health impacts of job loss and increased childcare demands during the pandemic,^{8,9} and encountering additional stigma when accessing healthcare services related to drug use, these findings suggest a need for enhanced programming specific to the needs of younger women across Ontario (e.g., proactive outreach, increased social supports, discreet provision of harm reduction and treatment services).⁸

Manner of death among **confirmed** opioid-related deaths

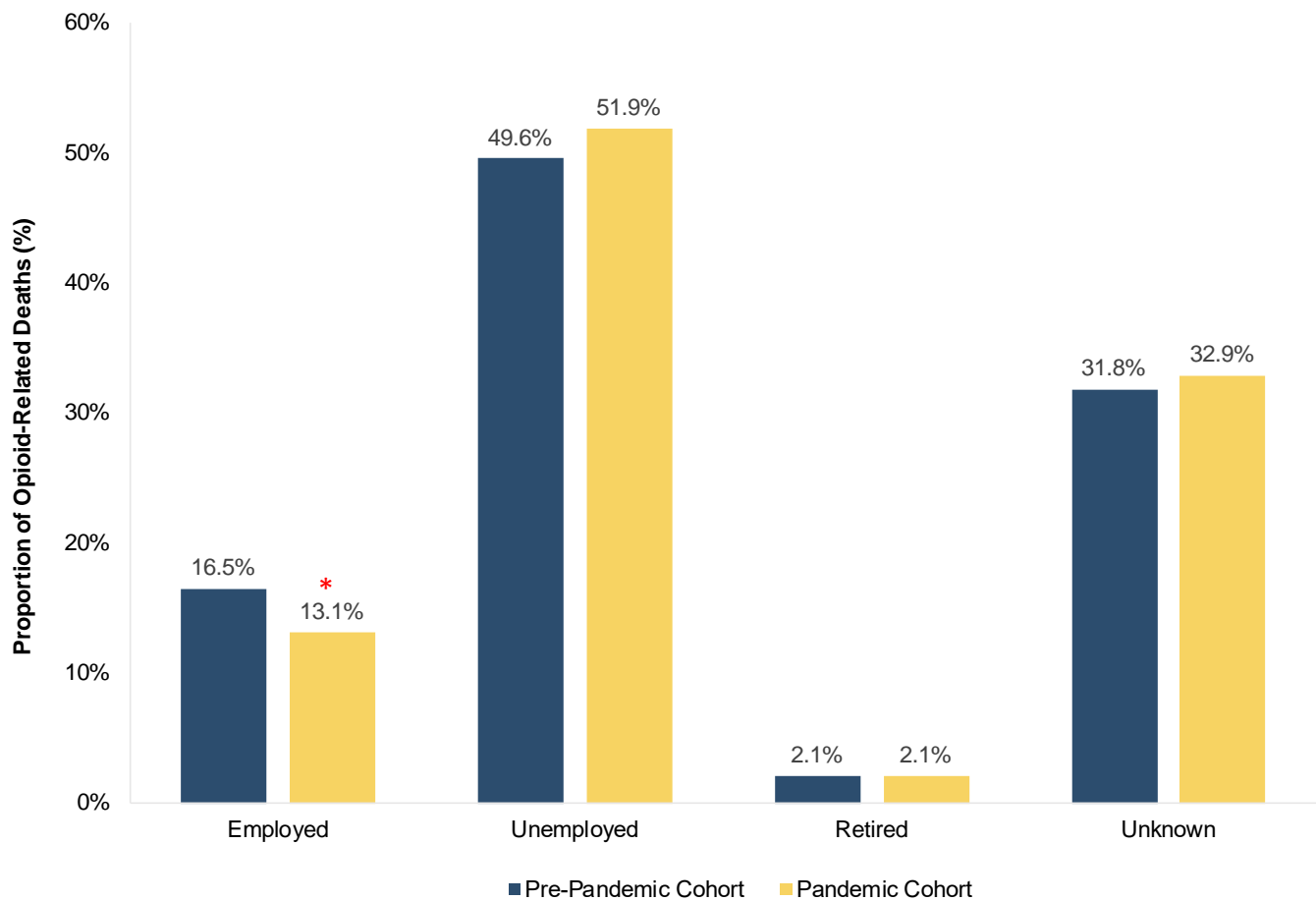


NOTE

* Indicates statistically significant difference in proportions between cohorts

The vast majority of confirmed opioid-related deaths in Ontario are accidental in nature, and this has increased significantly during the pandemic (92.6% vs. 95.7% in the pre-pandemic vs. pandemic cohorts; $p < 0.001$). Overall, there were 1,893 confirmed opioid-related deaths that were determined to be accidental during the COVID-19 pandemic in 2020. It must be noted that there were 72 suspected, but not yet confirmed opioid-related deaths in the pandemic cohort where manner of death has not yet been determined. Therefore, it is possible that the observed decrease in deaths determined to be suicide may not be valid, as investigations of potentially intentional deaths often take longer to complete.

Employment status of people experiencing an opioid-related death



NOTE

1. * Indicates statistically significant difference in proportions between cohorts.
2. 'Unemployed' includes people who may be looking for employment, on income assistance or unable to work due to injury or disability. 'Employed' includes full-time, part-time, seasonal and temporary employment.

Approximately half of opioid-related deaths occurred among people who were unemployed at the time of their death. However, there was a significant reduction in the proportion of people who were employed at the time of opioid-related death, falling from 16.5% to 13.1% between the two cohorts ($p=0.008$). This is likely attributable to loss of employment and precarious work during the pandemic,⁹ leading to small rises in the proportion of people unemployed (49.6% to 51.9%) and those with unknown employment status (31.8% to 32.9%).

Industry of work among those employed

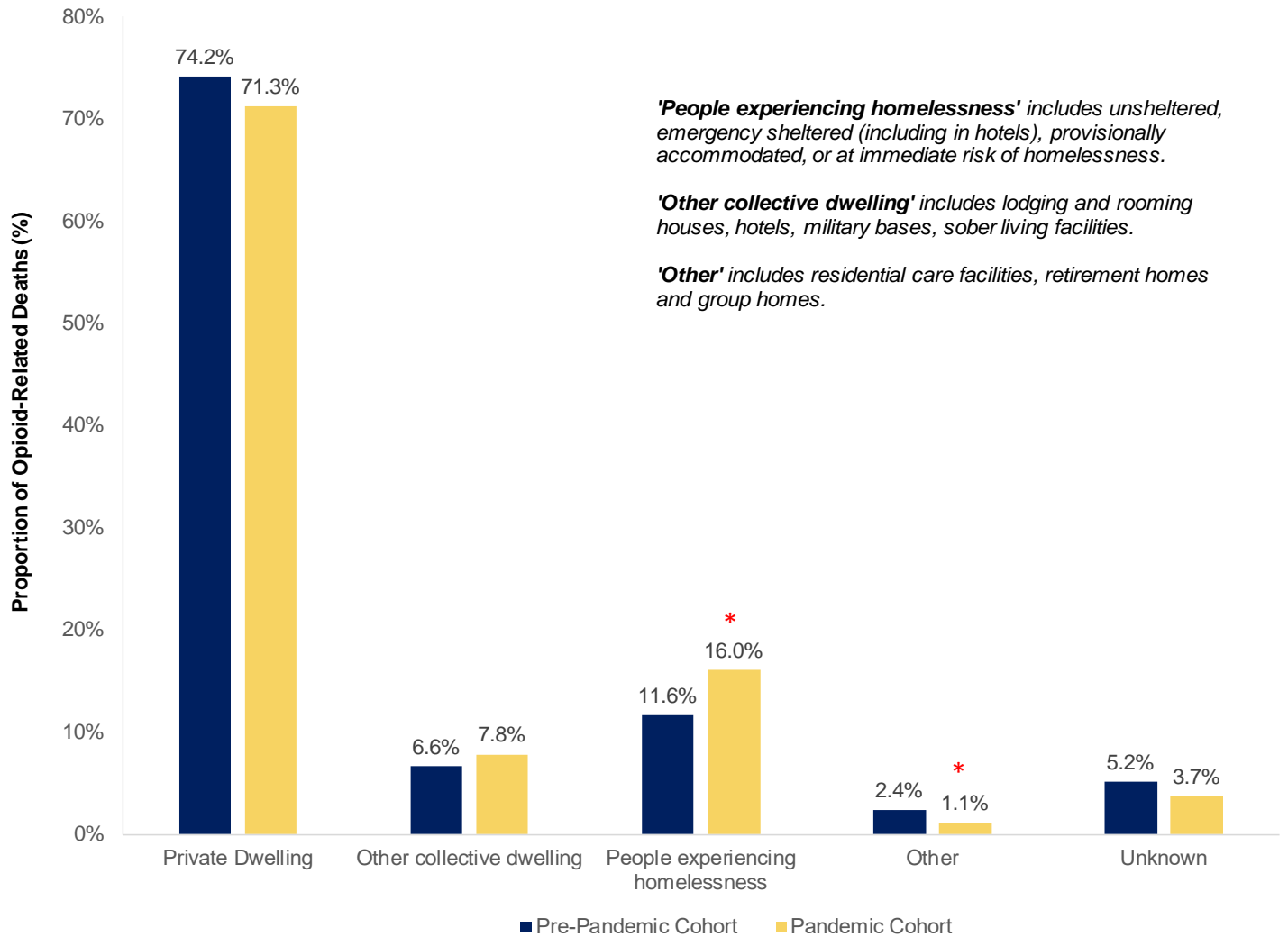
Industry (using the North American Industry Classification System)	Pre-Pandemic Cohort N=192	Pandemic Cohort N=264	P-Value
Construction	57 (29.7%)	78 (29.5%)	0.97
Retail trade	7 (3.6%)	15 (5.7%)	0.32
Transportation and warehousing	8 (4.2%)	15 (5.7%)	0.47
Health care and social assistance	9 (4.7%)	14 (5.3%)	0.77
Accommodation and food services	12 (6.3%)	12 (4.5%)	0.42
Manufacturing	10 (5.2%)	12 (4.5%)	0.74
Other services*	46 (24.0%)	61 (23.1%)	0.83
Other Trades**	11 (5.7%)	15 (5.7%)	0.98
Unknown	32 (16.7%)	42 (15.9%)	0.83

NOTE

1. **Other services' defined as: Public administration, educational services, management of companies and enterprises, information and cultural industries, real estate, administrative and support, waste management, and remediation services, finance and insurance, art, entertainment and recreation, professional, scientific and technical services, and other services.
2. ***Other trades' defined as: Agriculture, forestry, fishing and hunting, utilities, mining, quarrying, and oil and gas extraction, and wholesale trade.

Among people who were employed at the time of their death, there were no significant changes in the industry of work during the pandemic. However, importantly, approximately one-third of opioid-related deaths among employed individuals occurred among people in the construction industry, a trend that has been described in British Columbia, where one-fifth of opioid-related deaths are reported to occur among people working in the construction industry.^{10,11}

Living arrangement among people experiencing an opioid-related death prior to and during the pandemic

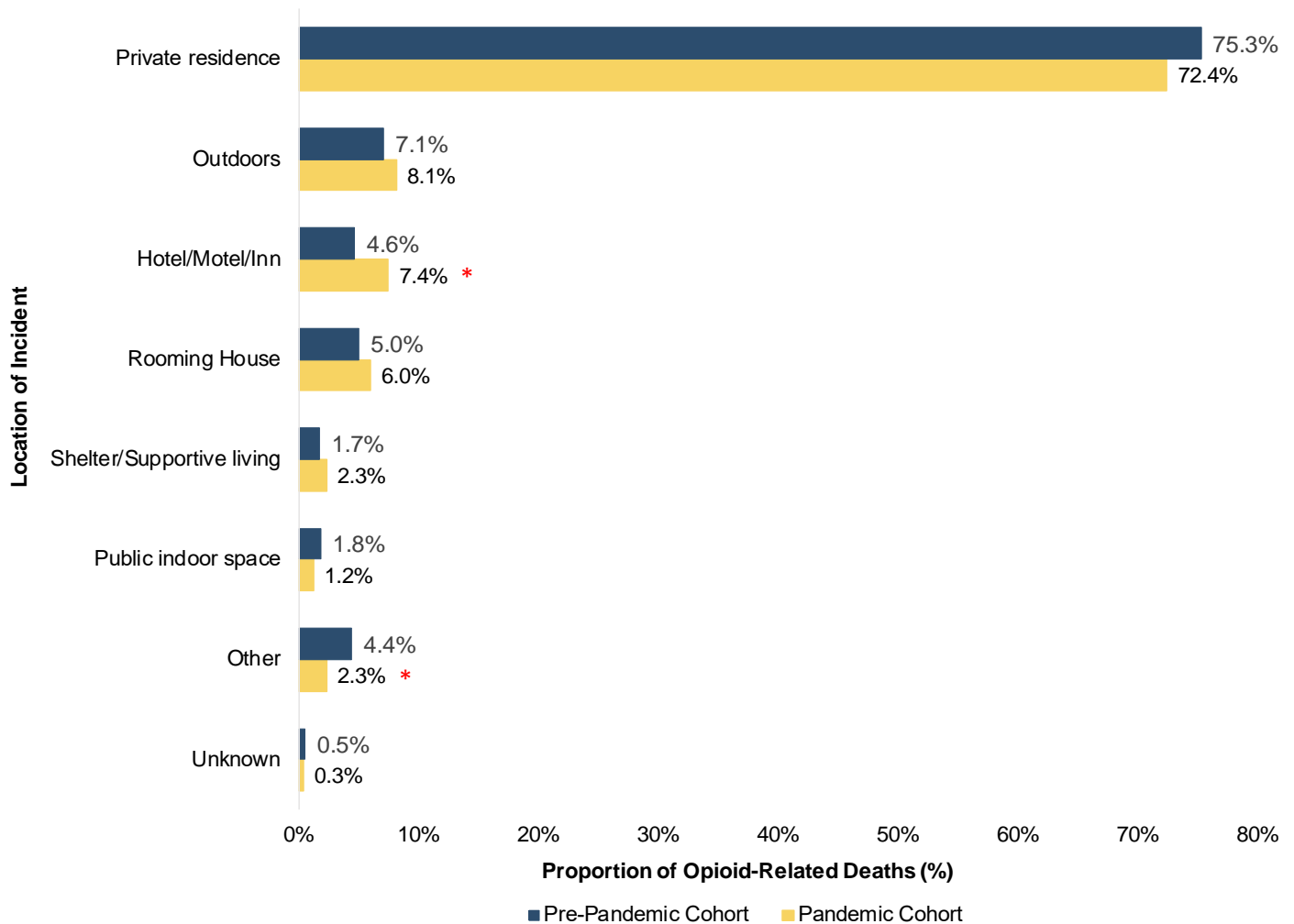


NOTE

* Indicates statistically significant difference in proportions between cohorts.

Although the vast majority of people dying of an opioid-related cause were living in a private dwelling at time of death, this has declined slightly during the pandemic (from 74.2% to 71.3%; $p=0.07$), while the proportion of opioid-related deaths among people experiencing homelessness has risen significantly over this time. During the pandemic in 2020, the number of opioid-related deaths among people experiencing homelessness more than doubled (from 135 to 323 deaths), representing 16.0% of all opioid-related deaths in the province (compared to 11.6% in the pre-pandemic period; $p<0.001$).

Location of incident among opioid-related deaths prior to, and during the pandemic



NOTE

- * Indicates statistically significant difference in proportions between cohorts.
- Examples of locations included in 'Public indoor spaces' include commercial/retail buildings or public buildings, such as a train/bus station. 'Other' includes correctional institutions, parking garages, and churches.

During the pandemic, there have been small shifts in the location of opioid-related deaths. Proportionally fewer deaths have occurred within private residences and public indoor spaces, and more deaths have occurred outdoors, and within supportive and alternative housing (i.e., hotels, rooming houses, and shelters/supportive living). Although the absolute number of opioid-related deaths more than doubled in shelters/supportive housing (from 20 to 46 deaths) and rooming houses (from 53 to 120 deaths) during the pandemic, the only change reaching statistical significance was the proportion of opioid-related deaths that occurred within hotel/motel/inn settings, rising to 7.4% [N=150] during the pandemic (vs. 4.6% [n=54] in the pre-pandemic cohort; $p=0.002$). During the pandemic, approximately 30% (45 of 150) of deaths that occurred in hotels, motels, or inns occurred in those that were identified by the investigating coroner as being designated to provide COVID-19 physical distancing shelter or isolation services.

Focused analysis among people experiencing homelessness

The tables on the following two pages present a focused analysis of data pertaining to people experiencing homelessness who died of an opioid-related cause during the pandemic, given the substantial shifts that have been observed in this period among this particularly vulnerable population.

People experiencing homelessness who died of an opioid-related cause: Demographic characteristics and stimulant involvement

	Pre-Pandemic Cohort (N=135)	Pandemic Cohort (N=323)	P-value
Age, Mean (SD)	37.2 (12.0)	39.5 (11.3)	0.046
Age group			
<24	20 (14.8%)	21 (6.5%)	0.005
25 to 44	81 (60%)	194 (60.1%)	0.96
45 to 64	32 (23.7%)	106 (32.8%)	0.05
65 +	2 (1.5%)	1 (0.3%)	0.16
Sex			0.94
Female	28 (20.7%)	66 (20.4%)	
Male	107 (79.3%)	257 (79.6%)	
Geographic location*			
Large urban centres	95 (75.4%)	256 (80.8%)	0.21
Medium urban centres	18 (14.3%)	32 (10.1%)	0.21
Small urban centres	8 (6.3%)	9 (2.8%)	0.08
Rural Areas	5 (4.0%)	20 (6.3%)	0.34
Stimulant (direct contributor)			
Cocaine	50 (37.0%)	140 (43.3%)	0.08
Methamphetamines	53 (39.3%)	134 (41.5%)	0.15

NOTE

- *Excludes 9 people with missing data in the pre-pandemic cohort and 6 with missing data in the pandemic cohort.
- Rural (<1,000); small urban centre (1,000-29,999), medium urban centre (30,000-99,999), large urban centre (100,000 or greater).

During the COVID-19 pandemic, people experiencing homelessness who died from an opioid-related cause tended to be slightly older (mean age 39.5 vs. 37.2 years; $p=0.046$) compared to the pre-pandemic cohort. Nearly 80% of opioid-related deaths in this population occurred among men and within large urban centres. This did not change from the year prior to the pandemic and is similar to the prevalence observed in the broader cohort. During the pandemic, cocaine (43.3%) and methamphetamines (41.5%) contributed to over 40% of opioid-related deaths among people experiencing homelessness.

Focused analysis among people experiencing homelessness

People experiencing homelessness who died of an opioid-related cause: Location of incident


	Pre-Pandemic Cohort (N=135)	Pandemic Cohort (N=323)	P-value
Location of incident			
Private residence	57 (42.2%)	96 (29.7%)	0.01
Shelter/Supportive living	15 (11.1%)	28 (8.7%)	0.41
Public indoor space	8 (5.9%)	15 (4.6%)	0.57
Rooming House	3 (2.2%)	16 (5.0%)	0.18
Hotel/Motel/Inn*	8 (5.9%)	66 (20.4%)	<0.001
Outdoors	32 (23.7%)	87 (26.9%)	0.47
Other	11 (8.1%)	14(4.3%)	0.10
Unknown	1 (0.7%)	1 (0.3%)	0.59

NOTE

*Includes deaths that occurred within hotels used as temporary emergency shelters and to facilitate COVID-19 physical distancing and isolation during the pandemic.

We observed relatively large shifts in the location of opioid-related deaths during the pandemic among people experiencing homelessness. A significant increase in opioid-related deaths occurred in hotels, motels and inns (5.9% to 20.4%; $p < 0.001$) and a significant reduction in the proportion occurred in private residences (42.2% to 29.7%; $p = 0.01$). Among people experiencing homelessness, of the 66 opioid-related deaths that occurred in hotels during the pandemic, 43 (65.2%) were identified by the investigating coroner as having occurred within a hotel designated to provide COVID-19 physical distancing shelter or isolation services. Although the prevalence declined, the absolute number of opioid-related deaths that occurred in shelters or supportive living spaces nearly doubled, despite less access to shelter beds throughout the pandemic (note that this does not include deaths that occurred in hotels acting as emergency shelters). Nearly 1 in 10 opioid-related deaths among people experiencing homelessness occurred within shelters or supportive housing, and an additional 1 in 7 were confirmed to have occurred within hotels providing emergency shelter services during the pandemic.

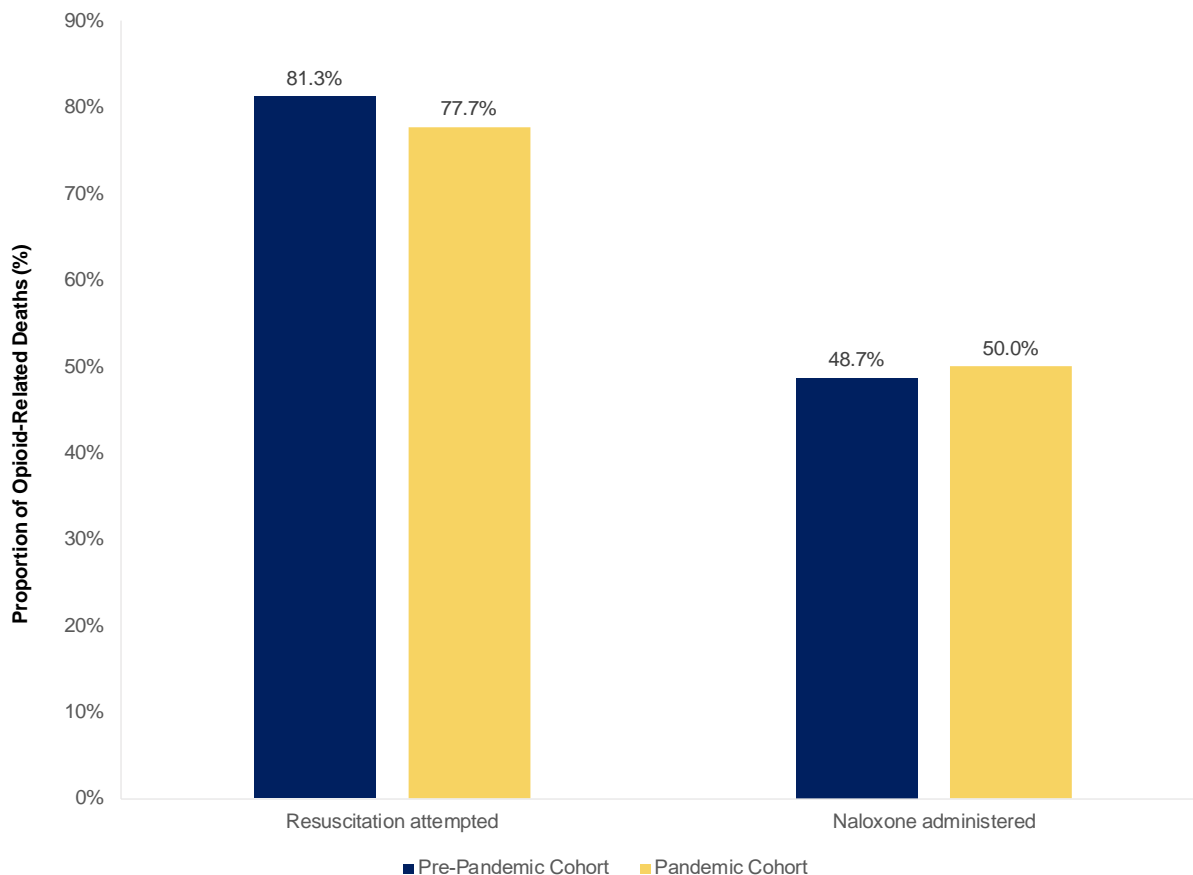
Individual present who could intervene



In three out of four deaths during the pandemic, **no one** was present to intervene.

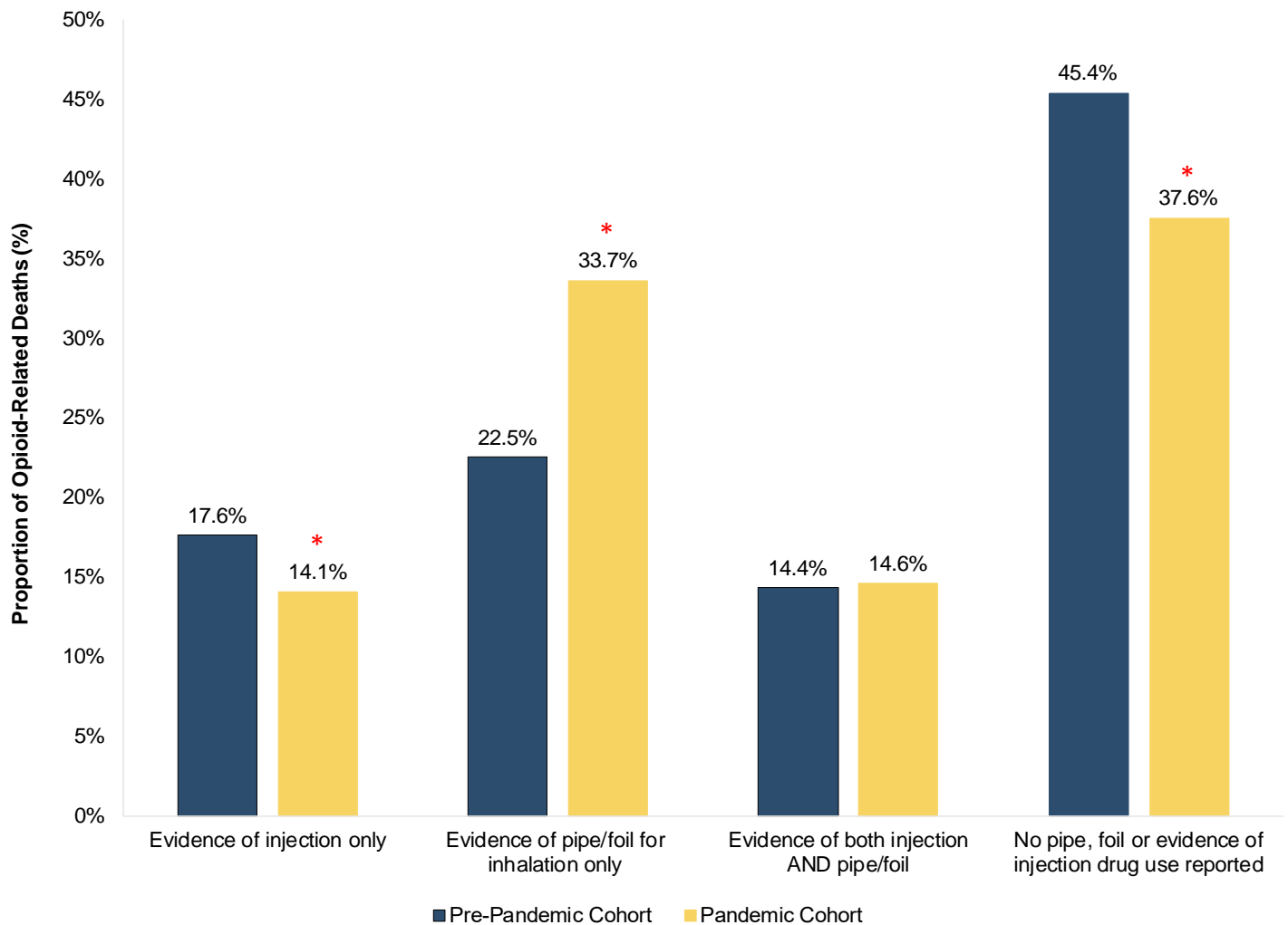
During the pandemic, among opioid-related deaths where this information was available, nearly three-quarters of deaths occurred when no one was present to intervene (N=1,123 of 1,395; 72.6%). This was similar to the period prior to the pandemic (N=609 of 833, 73.1% pre-pandemic; $p=0.80$). Information on whether an individual was present was not available for approximately one-third of opioid-related deaths both prior to (28.3%) and during (30.7%) the pandemic.

Patterns of resuscitation attempts and naloxone administration when someone was present at scene who could intervene



Among opioid-related deaths where the person was **not** alone at time of death, resuscitation attempts were made the vast majority of the time, with naloxone being administered approximately half of the time. These patterns of intervention did not change during the pandemic. Although we saw no change in the prevalence of naloxone administration during the pandemic, if used, naloxone was more commonly administered by a bystander (55.9% vs. 44.2% pre-pandemic; $p=0.002$), and less commonly administered in a hospital setting (25.1% vs. 39.3%; $p<0.001$) during the pandemic compared to the pre-pandemic period. There was no change in first responder involvement in naloxone administration during the pandemic.

Likely mode of drug use based on coroner's investigation

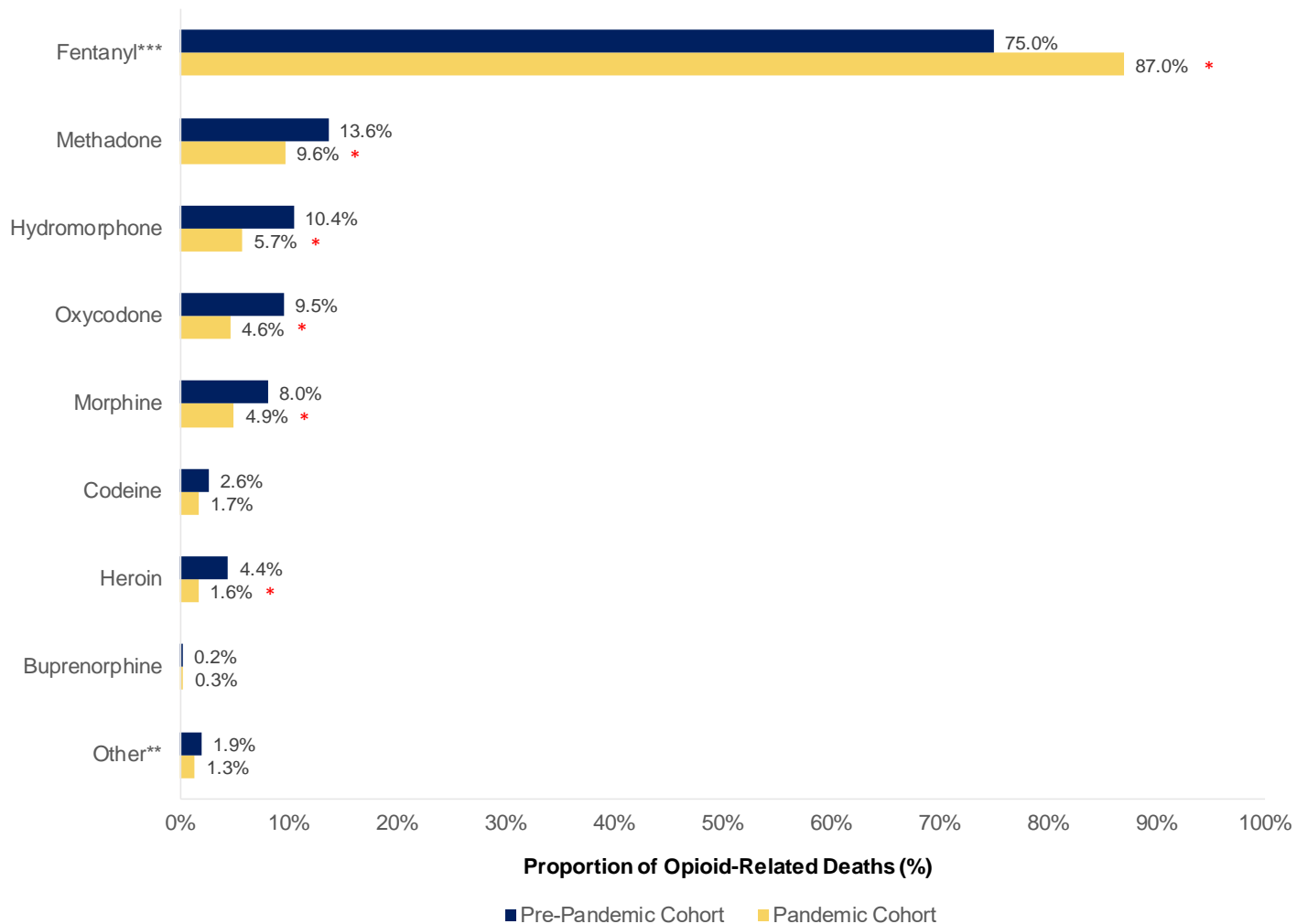


NOTE

1. * Indicates statistically significant difference in proportions between cohorts.
2. Drug paraphernalia found at the scene may provide proxy information for potential mode of drug use, but may also reflect previous modes of use or paraphernalia that was used by someone else. Other drug paraphernalia besides a syringe, pipe and foil may have been found at scene (e.g., pill crusher, cooker, grinder, spoon). When no pipe, foil or evidence of injection was present, mode may include oral, nasal, transdermal, other or unknown modes of drug use.

During the pandemic, there has been a significant shift away from opioid-related deaths with evidence of injection only (17.6% to 14.1%; $p=0.01$) and towards deaths with evidence of a pipe/foil for inhalation at the scene. In fact, just over one-third of deaths had indication of supplies for inhalation only during the pandemic ($N=678$, 33.7%; $p<0.001$), compared to 22.5% in the pre-pandemic cohort ($N=262$). Although this trend follows national patterns of drug use that suggest a rising prevalence of inhalation of opioids across Canada,¹⁴ it could also be influenced by pandemic-related changes in access to public indoor spaces where people often inject drugs, leading to other modes of consumption that are quicker and require less preparation. Regardless of whether the pandemic is specifically driving this change, the rising prevalence of inhalation as a predominant mode of drug use suggests a need for tailored harm reduction services – including supervised inhalation and smoking services – across Ontario.

Opioids directly contributing to opioid-related deaths in Ontario

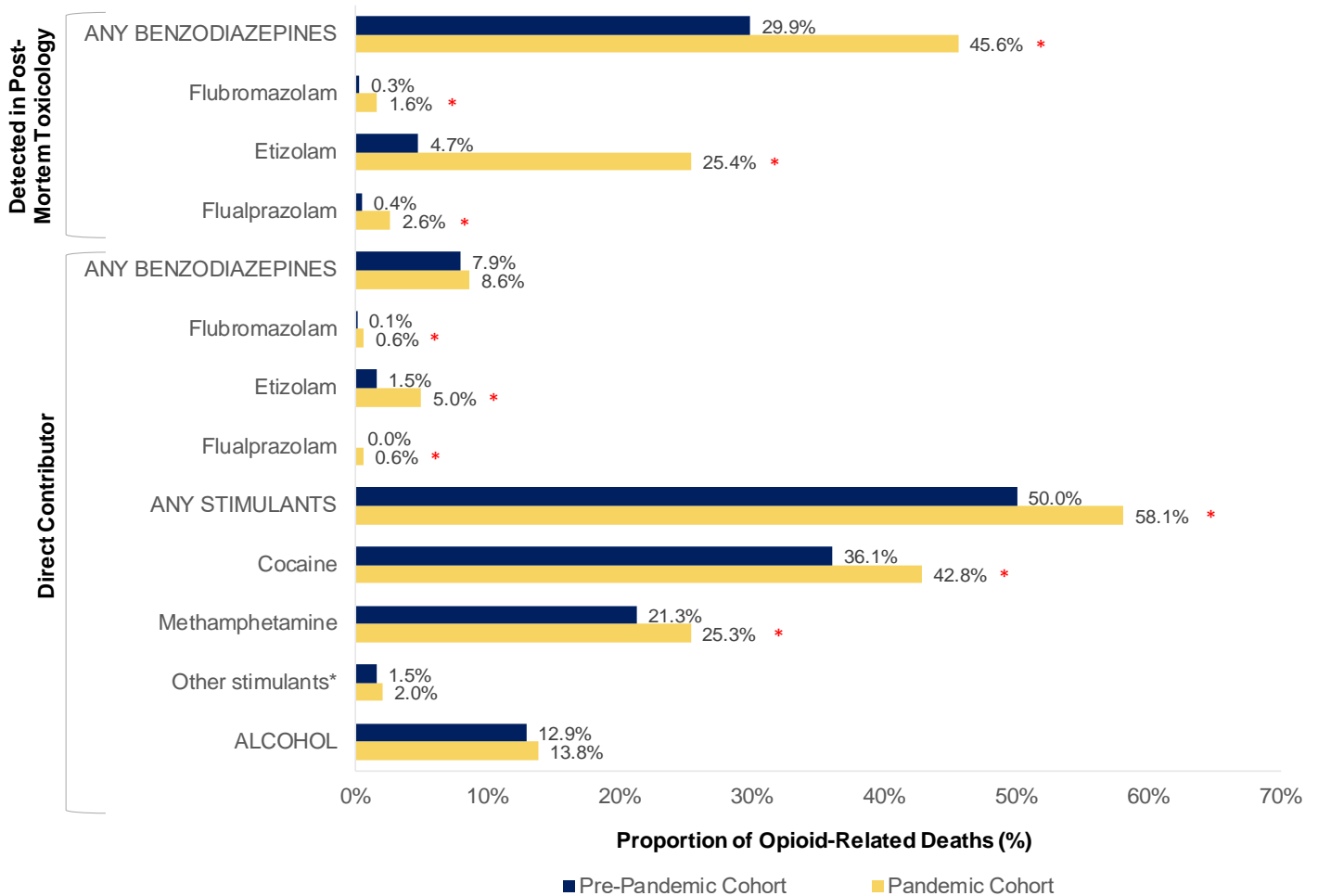


NOTE

1. * Indicates statistically significant difference in proportions between cohorts.
2. ***'Other' includes tramadol, oxymorphone, and hydrocodone.
3. ***Fentanyl estimates include fentanyl analogues.
4. Some deaths may be attributed to multi-drug toxicity where more than one substance can contribute to an individual death. There were 72 suspected opioid-related deaths in the pandemic cohort not included in this figure.

The role of fentanyl as a direct contributor to opioid-related deaths continued to increase during the pandemic, rising to a prevalence of 87.0% (N=1,720) from 75.0% (N=871) in the pre-pandemic cohort ($p < 0.01$). The proportional involvement of all other opioids as direct contributors to opioid-related deaths declined during the pandemic, with significant reductions observed for opioids used for opioid agonist therapy (i.e., methadone; $p < 0.01$), as well as those used in safer opioid supply programs (i.e., hydromorphone; $p < 0.01$) and those typically used to treat pain (i.e., hydromorphone, oxycodone, and morphine; $p < 0.01$), and other non-pharmaceutical opioids (i.e., heroin; $p < 0.01$) (see [Appendix](#) for absolute number of deaths). It is likely that these findings represent a changing unregulated drug supply, and may also suggest an increasing reliance on this supply due to disruptions in access to prescription opioids during early waves of the pandemic.¹⁵ Importantly, there was no indication of increased involvement of fentanyl analogues (e.g., carfentanil) during this time period, with only 20 opioid-related deaths (1.0%) having any fentanyl analogue directly contributing to the death.

Other drug involvement in opioid-related deaths



NOTE

- * Indicates statistically significant difference in proportions between cohorts.
- *Other stimulants include 3,4-Methylenedioxymethamphetamine (MDMA), Methylenedioxyamphetamine (MDA), Amphetamine (in the absence of methamphetamine), Methylphenidate, and Pseudoephedrine.
- There were 72 suspected opioid-related deaths in the pandemic cohort that were not included in this figure.


Although the prevalence of benzodiazepines directly contributing to opioid-related deaths did not increase significantly during the pandemic (7.9% vs. 8.6%; $p=0.45$), nearly half (45.6%; $N=901$) of deaths during the pandemic had a benzodiazepine detected, compared to only 29.9% in the pre-pandemic cohort ($p<0.01$; [Appendix](#)). This was driven by a 10-fold increase in the detection of etizolam in opioid-related deaths (from 55 to 502 deaths), with the prevalence of detection increasing from 4.7% (pre-pandemic cohort) to 25.4% of opioid-related deaths in the pandemic cohort ($p<0.01$). Although absolute numbers were smaller, there was a similar 10-fold increase in the detection of other, non-prescription benzodiazepines during the pandemic (flualprazolam rose from 5 to 52 deaths; flubromazolam rose from 3 to 32 deaths). The presence of benzodiazepines that are not approved by Health Canada or used as prescription medications in Canada (i.e., etizolam, flualprazolam, flubromazolam) in opioid-related deaths suggests that these drugs

are increasingly contaminating the unregulated opioid drug supply, and are frequently observed in opioid-related deaths, even though they may not be determined as a major contributor to death by the investigating coroners.

During the pandemic, there was also a significant increase in stimulants contributing to opioid-related deaths, with their involvement rising from 50.0% (N=581) to 58.1% (N=1,149; $p<0.01$) of deaths between the pre-pandemic and pandemic cohorts. This increase was driven by cocaine and methamphetamine involvement. Cocaine directly contributed to nearly 42.8% of opioid-related deaths [N=847] during the pandemic, compared to 36.1% [N=419] in the pre-pandemic cohort ($p=0.01$). Methamphetamines contributed to 25.3% [N=501] of opioid-related deaths during the pandemic compared to 21.3% [N=247] in the pre-pandemic period ($p<0.01$).

Finally, although there was no significant increase in the prevalence of alcohol directly contributing to opioid-related deaths, the number of these deaths with alcohol as a contributing factor nearly doubled from 150 to 273 during the pandemic.

Recent release from correctional facility

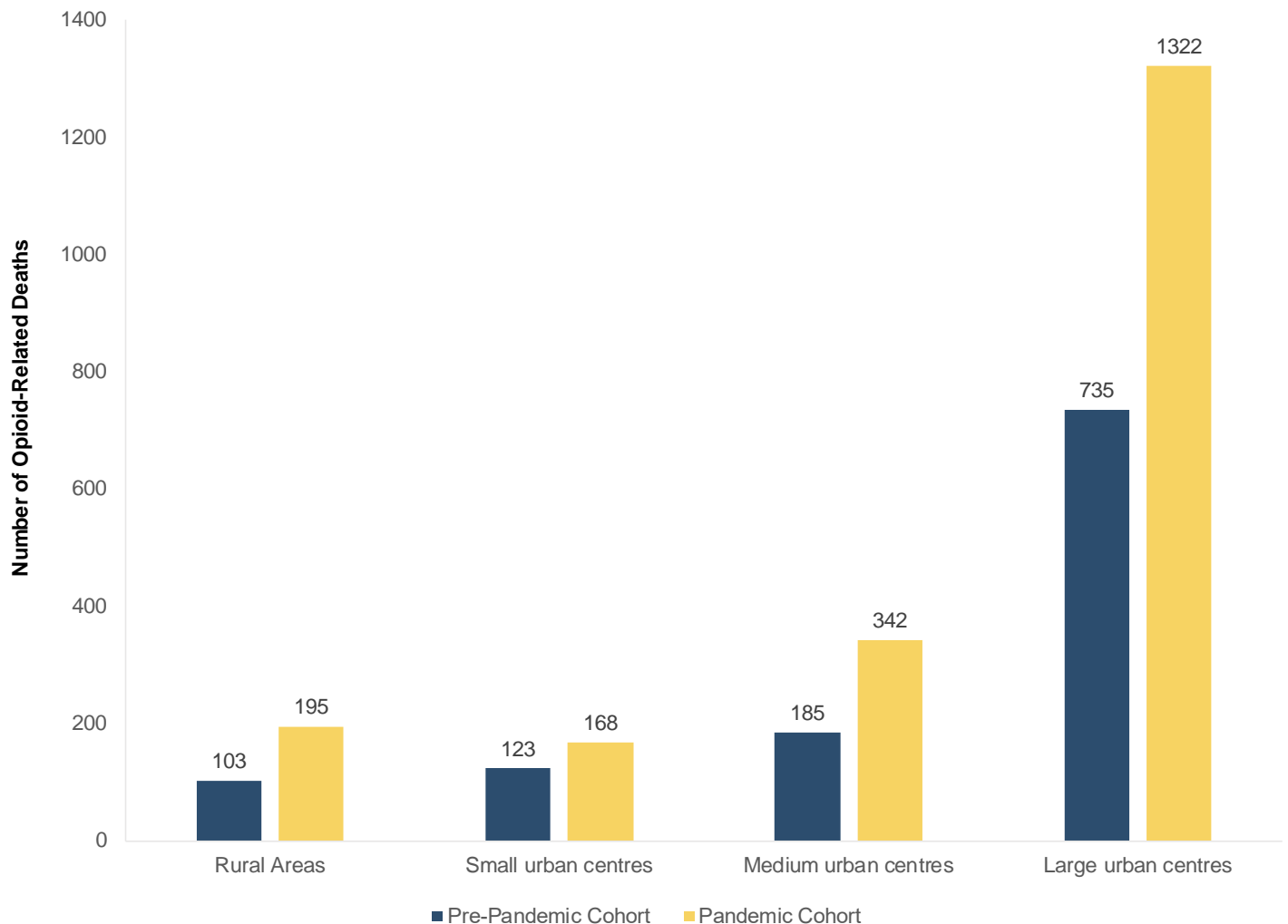


50%

Increase in the number of opioid-related deaths among those recently released from a correctional facility during the pandemic.

During the pandemic, a small percentage of opioid-related deaths occurred among people who were known to have been recently released from a correctional facility (prior four weeks; 3.4%; N=69), which was similar to the prevalence the year prior (4.0%, N=46; $p=0.44$). However, recent release from correctional facilities was unknown for 36.0% of opioid-related deaths in the pre-pandemic cohort and rose to 40.8% of these deaths in the pandemic cohort ($p=0.01$). Therefore, it is possible that there were differences that could not be captured in our data. Furthermore, as federal and provincial correctional institutions continue to implement measures to address institutional crowding during the pandemic (e.g., temporary or early release of people in custody at low risk to reoffend¹²), and given established evidence of high risk of overdose among people recently incarcerated,¹³ the rising absolute number of opioid-related deaths observed in the pandemic period among those recently incarcerated (50% increase during the pandemic) requires monitoring, and suggests an ongoing need for support and access to treatment and harm reduction services within this population.

Geographic location of incident among opioid-related deaths

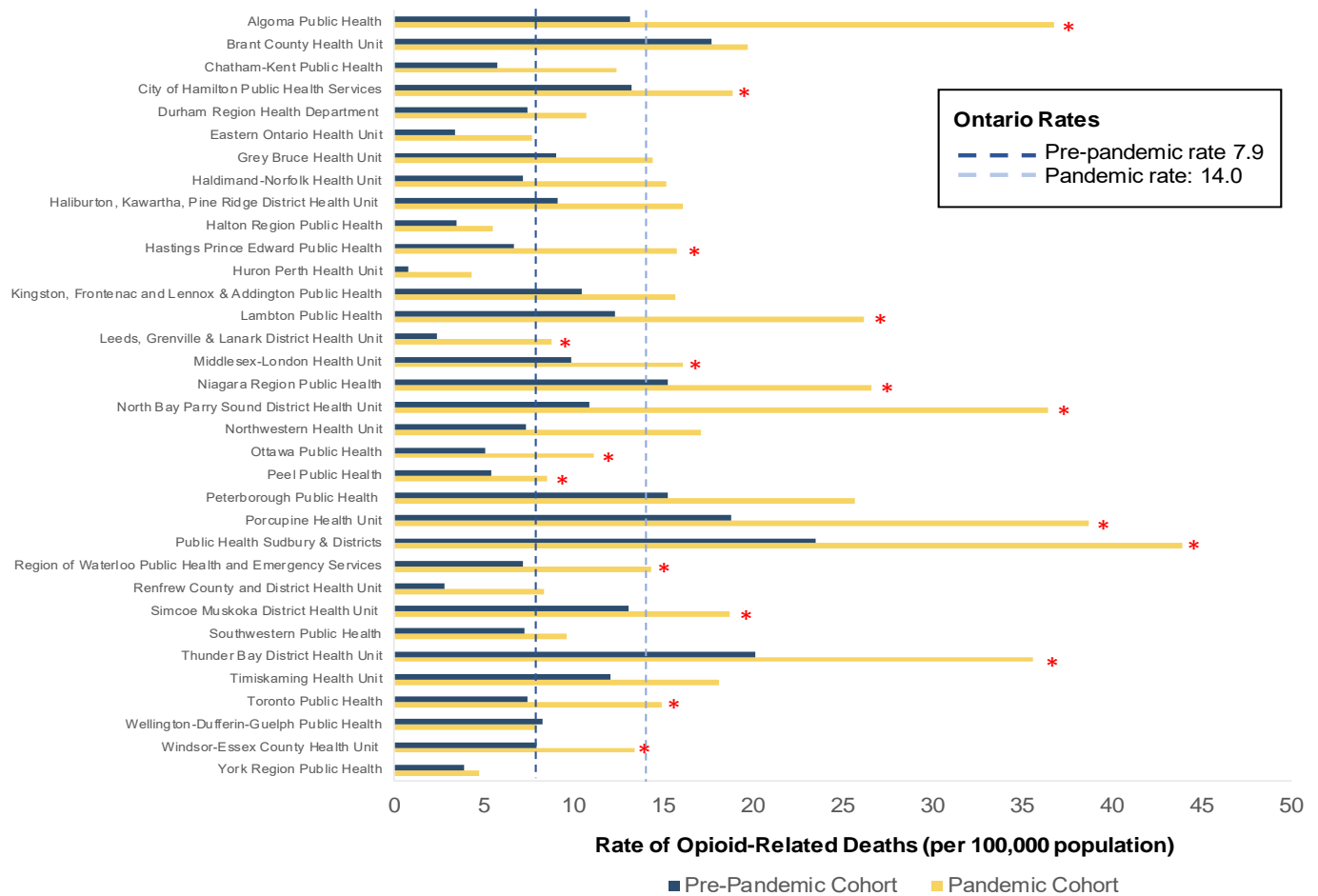


NOTE

1. There were 16 deaths in the pre-pandemic period and 23 deaths in the pandemic cohort where geographic location was unknown.
2. Rural (<1,000); small urban centre (1,000-29,999), medium urban centre (30,000-99,999), large urban centre (100,000 or greater).

During the pandemic, the absolute number of opioid-related deaths increased considerably across geographic regions of all population densities, with numbers nearly doubling in rural areas (from 103 to 195 deaths) and medium urban centres (from 185 to 342 deaths). The largest absolute increase occurred within large urban centres, where there were 587 more deaths during the COVID-19 pandemic compared with the pre-pandemic cohort. Despite these increases, there was little change in the proportion of opioid-related deaths that occurred across geographic regions. Approximately two-thirds (65.2%) of deaths occurred in large urban centres and 16.9% of deaths occurred in medium urban centres during the pandemic (compared to 64.1% and 16.1%, respectively in the pre-pandemic cohort). The only significant change that was observed was a small reduction in the proportion of opioid-related deaths that occurred in small urban centres during the pandemic (from 10.7% to 8.3%; $p=0.02$).

Change in opioid-related deaths by public health unit



NOTE

- * Indicates statistically significant difference in proportions between cohorts.
- These data include confirmed and suspected opioid-related deaths. The distribution of investigations still pending conclusion (i.e., suspected opioid-related deaths) may vary by region.

Rates of opioid-related deaths have risen throughout the province during the COVID-19 pandemic, with rates more than doubling in 15 of 34 Public Health Units (see [Appendix](#)). Increased rates that were statistically significant were observed during the pandemic in half (17 of 34) of local public health units. Algoma Public Health, Lambton Public Health, Niagara Region Public Health, North Bay Parry Sound District Health Unit, Porcupine Health Unit, Public Health Sudbury & Districts, and Thunder Bay District Health Unit had statistically significant rises in rates, and the highest population-adjusted rates of opioid-related deaths during the pandemic. Larger increases in more northern and rural parts of the province may reflect lower availability of community-based services, which must cover large geographical areas during the pandemic that make it difficult to reach those at highest risk of opioid-related death. However, many of these regions also have small populations. Therefore, rates should be interpreted with caution, as they can be easily influenced by a relatively small change in the number of deaths.

The largest absolute increases in opioid deaths during the pandemic compared to the pre-pandemic time period occurred in: Toronto Public Health (229 additional deaths), Ottawa Public Health (63 additional deaths), Peel Public Health (49 additional deaths), the Region of Waterloo Public Health and Emergency Services (41 additional deaths), and Public Health Sudbury & Districts (41 additional deaths).

Limitations

There are several limitations that require mention.

1. The OCC/OFPS has **not concluded all investigations** for opioid-related deaths that occurred during the pandemic period. Therefore, some of the data included in this report are preliminary and subject to change. Specifically, 3.5% of cases during the pandemic cohort (N=72) were suspected opioid-related deaths, and the substances reported as direct contributors to death only reflect those identified in confirmed opioid-related deaths.
2. The **circumstances surrounding opioid-related deaths have shifted in Ontario** over the past decade, even in the absence of the COVID-19 pandemic. Therefore, the observed differences between the pre-pandemic cohort and the pandemic cohort could be attributed to the COVID-19 pandemic or may be due to pre-existing temporal changes. However, this is unlikely to impact our time-series analysis of monthly trends of opioid-related deaths, as this method takes into account previous trends and identified a change in trajectory after the State of Emergency declaration in Ontario in March 2020.
3. 30% to 40% of data on **employment and recent release from correctional facility was unknown**. Therefore, the findings should be interpreted with caution.
4. We identified opioid-related deaths that occurred in **hotels operating as temporary emergency shelters (i.e., COVID-19 physical distancing shelters and isolation sites)**, and used details from the death investigations. While we are confident that this definition is highly specific, it is possible that some deaths that occurred in hotels acting as temporary emergency shelters during the pandemic were not described as such by the investigating coroner. Therefore, we may have underestimated the number of opioid-related deaths that occurred in these settings.
5. Due to relatively **small population sizes and fewer case counts**, the rates of opioid-related deaths observed in some public health units should be interpreted with caution, as they can be influenced by small absolute changes in the number of deaths. Full data on the regional analysis of changes in opioid-related deaths can be found in the [Appendix](#) of this report.

Gaps in Knowledge

This report does not include **race-based data** due to the rapid nature of the report, and our inability to properly engage with community partners within this timeframe. Future work is planned to further study the impacts of the ongoing overdose crisis among Black, Indigenous and People of Colour in Ontario, in a collaborative effort with community organizations.

Furthermore, there are many additional questions related to potential **disruptions in access to healthcare, treatment for opioid use disorder (OUD), and harm reduction services** during the pandemic that we were unable to answer with data obtained through OCC/OFPS investigations. A future report to further explore this topic and that will link the OCC/OFPS data to other health data is planned for 2021.

Summary of Findings and Discussion

In 2020, 2,426 people died of a confirmed or suspected opioid-related death in Ontario, representing a 60% increase compared to the year prior. Specifically, following the State of Emergency declaration in March 2020, there was a 79% increase in the number of opioid-related deaths across the province. The reasons for this increase are multi-faceted, and likely reflect the underlying volatility in the unregulated drug supply, as well as changing access to health care services and community-based programs and supports for people who use drugs, early release of people from prisons, increased isolation due to public health measures to limit COVID-19 transmission, and changing patterns of substance use that have been attributed to increased anxiety during the pandemic across Canada.¹⁶⁻²⁰ Although the prevalence of alcohol consumption and cannabis use (substances regulated across Canada) has also increased during the pandemic,^{17,18} the implications of these changing patterns may be less acutely observed. Our findings suggest that the changing usage patterns of an increasingly unpredictable unregulated opioid drug supply has led to hundreds of additional deaths across Ontario during the pandemic.

One example of the changing drug supply is the large, 10-fold increase in the detection of non-prescription benzodiazepines in opioid-related deaths observed during the pandemic. A non-prescription benzodiazepine was identified in more than 1 in 4 opioid-related deaths that occurred during the pandemic, compared to approximately 1 in 20 in the pre-pandemic cohort, with etizolam being the drug most commonly detected. Three of the benzodiazepines (i.e., etizolam, flualprazolam, flubromazolam) commonly detected during post-mortem toxicology are not approved for use in Canada, which suggests that they are contaminating the unregulated opioid supply. This finding aligns with data from drug checking services in Toronto,²¹ and is complicating the response to the overdose crisis across the province. For example, community-based programs have observed increased sedation among people who use drugs, as large amounts of potent, unregulated benzodiazepines are combined with fentanyl. This complicates the overdose response. Naloxone administration will reverse the effects of the opioids involved; however, it does not reverse the extreme sedation from benzodiazepines.²² Furthermore, the long-term impacts of their increasing presence in the unregulated drug supply on the health of PWUD is unknown; as a drug class, long-term use of benzodiazepines has been associated with harm (e.g., depression, memory loss and overdose),^{23,24} and abrupt cessation after regular use can be associated with symptoms of withdrawal, including seizures.²⁵

Similarly, stimulants are increasingly contributing to opioid-related deaths during the pandemic – a trend that was driven by a rising prevalence of cocaine and methamphetamine involvement. These findings may reflect pandemic-related changes in the stimulant drug supply. For example, drug checking services in Toronto identified a rising prevalence of unexpected drugs in both cocaine (from 43% to 57%) and methamphetamine (from 6% to 28%) samples during the pandemic,²¹ which suggests a more unpredictable, potentially dangerous drug supply over this time. Furthermore, greater polysubstance use during the pandemic, particularly among people experiencing homelessness who are negotiating environments with drastically reduced service access (particularly at night) due to pandemic restrictions, merit attention.¹⁶ Service providers have reported that people experiencing homelessness may be increasingly using stimulants to stay awake outside or to counteract the sedating effects of opioids (which often are enhanced by benzodiazepine contamination) to maintain both personal safety and to protect belongings.²⁶

The number of opioid-related deaths more than doubled among people experiencing homelessness, with 1 in 6 deaths during the pandemic having occurred within this population, reinforcing the importance of safe, affordable housing as a social determinant of health that requires attention at all levels of government. Due to the need for shelters with appropriate physical distancing measures, several hotels across Ontario have been repurposed

during the pandemic to act as COVID-19 physical distancing shelters and isolation sites for people experiencing homelessness. This appears to be associated with a rising occurrence of opioid-related deaths within hotel settings during the pandemic, with at least 45 fatal opioid-related deaths identified by investigating coroners as having occurred within these hotels. This, in combination with the doubling number of opioid-related deaths that occurred in the existing shelter system and rooming houses during the pandemic, emphasizes the need for widespread integration of harm reduction services and healthcare partners throughout the existing shelter system and supportive housing settings, in COVID-19 pandemic-related shelter and isolation sites, and in high risk communities across Ontario.

Two responses to the COVID-19 pandemic that were specifically implemented to support PWUD were updated clinical guidance supporting increased take-home doses of methadone and buprenorphine/naloxone among people receiving opioid agonist therapy (OAT), and expansion of safer opioid supply prescribing to provide people with a safer alternative to the unregulated drug supply. While this report did not aim to evaluate the impact of these programs, the proportion of opioid-related deaths involving methadone declined during the pandemic (13.6% to 9.6%; with a small absolute increase of 32 additional deaths), suggesting that this broad change in clinical practice did not lead to substantial increased risk of toxicity involving methadone. However, we are unable to determine whether the pandemic led to breaks in OAT, which could increase a reliance on the unregulated drug supply and lead to an increase in fentanyl-involved deaths. More research is needed to investigate patterns of OAT use during the pandemic and associated risks. Similarly, we observed a significant reduction in the prevalence of hydromorphone involvement in opioid-related deaths (from 10.4% to 5.7%), and a similar number of deaths involving hydromorphone (121 vs. 113) during the pandemic, despite expanded access to immediate-release hydromorphone as a safer alternative to the unregulated drug supply. Although a full evaluation of these programs is needed, these findings provide some reassurance that this change in practice has not contributed to rising rates of opioid-related deaths from this prescription opioid.

Finally, the geographic analysis of opioid-related deaths across Ontario shows that there have been widespread increases in rates of opioid-related deaths across all regions of Ontario during the pandemic. Although larger urban centres like Toronto, Ottawa and Peel exhibited the largest absolute increases in the number of deaths, some of the largest relative increases in rates occurred among more northern and rural parts of the province, such as North Bay, Sudbury, Thunder Bay and Timmins (only one of which – Thunder Bay - has a Consumption and Treatment Services site). Therefore, the rising rates of opioid-related deaths, and the provision of essential services and supports to people who use drugs during the COVID-19 pandemic must be a priority of communities and all levels of government across the province.

Conclusion

The findings of this report build on our earlier analysis⁵ to reinforce the urgent need for investment in programs designed to address rising opioid-related deaths across all of Ontario. The high number of polysubstance deaths, and the ongoing volatility of the unregulated opioid market, support the expansion of access to harm reduction services (e.g., safer spaces to use drugs, access to naloxone), low-barrier opioid agonist treatment, and a safer supply of regulated drugs. Furthermore, as the economic and social impacts of the COVID-19 pandemic continue to broaden and change the places in which people live and use drugs, priority should be given to efforts to provide and maintain housing, integrate harm reduction services into temporary housing settings (i.e., hotels) and shelters, and refer to these services after release from correctional facilities. The synergistic effects of the COVID-19 pandemic and Ontario's overdose epidemic have led to a continued escalation in the rate of opioid-related deaths across the province, demonstrating that rapid action is needed to support people who use drugs as this pandemic continues to evolve.

Contributors

Ontario Drug Policy Research Network

The Ontario Drug Policy Research Network (ODPRN) is a province-wide network of researchers who provide timely, high quality, drug policy relevant research to decision makers. The ODPRN houses the Ontario Opioid Drug Observatory (ODO) which is funded through a grant from the Canadian Institutes for Health Research (CIHR). This observatory aims to measure, assess and evaluate the use of prescription opioids, opioid-related overdoses, and opioid-related drug policy by leveraging large, population-level data sources. For more information, visit odprn.ca.

Office of the Chief Coroner/Ontario Forensic Pathology Service

Together the Office of the Chief Coroner/Ontario Forensic Pathology Service (OCC/OFPS) provide death investigation services in Ontario serving the living through high quality investigations and inquests to ensure that no death will be overlooked, concealed or ignored. The findings are used to generate recommendations to help improve public safety and prevent further deaths. In Ontario, coroners are medical doctors with specialized training in the principles of death investigation. Coroners investigate approximately 17,000 deaths per year in accordance with section 10 of the Coroners Act. The OFPS provides forensic pathology services in accordance with the Coroners Act. It provides medicolegal autopsy services for public death investigations under the legal authority of a coroner. The OFPS performs approximately 7,500 autopsies per year. For more information, visit mcscs.jus.gov.on.ca.

Public Health Ontario

Public Health Ontario is a Crown corporation dedicated to protecting and promoting the health of all Ontarians and reducing inequities in health. Public Health Ontario links public health practitioners, frontline health workers and researchers to the best scientific intelligence and knowledge from around the world. Public Health Ontario provides expert scientific and technical support to government, local public health units and health care providers relating to the following:

- communicable and infectious diseases
- infection prevention and control
- environmental and occupational health
- emergency preparedness
- health promotion, chronic disease and injury prevention
- public health laboratory services

Public Health Ontario's work also includes surveillance, epidemiology, research, professional development and knowledge services. For more information, visit publichealthontario.ca.

Funding

The ODPRN acknowledges the financial support of the Canadian Institutes of Health Research (CIHR) (Grant #153070), which provided funds to support this report. Public Health Ontario acknowledges the financial support of the Government of Ontario.

Authors

Tara Gomes (Ontario Drug Policy Research Network; ODPRN)

Regan Murray (Office of the Chief Coroner/Ontario Forensic Pathology Service; OCC/OFPS)

Gillian Kolla (Canadian Institute for Substance Use Research)

Pamela Leece (Public Health Ontario; PHO)

Symron Bansal (OCC/OFPS)

Jes Besharah (ODPRN Lived Experience Advisory Group)

Tali Cahill (Sandy Hill Community Health Centre)

Tonya Campbell (ODPRN)

Amber Fritz (Réseau ACCESS Network)

Charlotte Munro (ODPRN Lived Experience Advisory Group)

Lisa Toner (Réseau ACCESS Network)

Jase Watford (ODPRN Lived Experience Advisory Group)

Acknowledgments

The authors wish to acknowledge all families, friends and loved ones of those who were lost to an opioid-related death in Ontario. We would like to recognize that embedded within the data of this report are stories of loss for countless Ontarians who are grieving these losses during the isolation that accompanies the ongoing pandemic. This report cannot adequately reflect the burden borne by loved ones across the province. The authors also wish to acknowledge all PWUD, harm reduction workers, peer support workers, first responders, and health care professionals who are working tirelessly to support affected individuals and families during the extraordinary circumstances of the COVID-19 pandemic, including their enormous role in overdose response and resuscitation efforts. Finally, the authors wish to acknowledge the work of all investigating coroners, toxicologists at the Centre of Forensic Sciences, pathologists at the Ontario Forensic Pathology Service (OFPS), nurse investigators and all support staff; their enduring commitment to a robust death investigation system has directly contributed to all of the data presented in this report.

Disclaimer

This document was co-developed by the Ontario Drug Policy Research Network, Office of the Chief Coroner, and Public Health Ontario (PHO).

PHO provides scientific and technical advice to Ontario's government, public health organizations and health care providers. This work is guided by the current best available evidence at the time of publication. The application and use of this document is the responsibility of the user. PHO assumes no liability resulting from any such application or use.

The ODPRN and the Office of the Chief Coroner assume no liability resulting from any application or use of this document.

This document may be reproduced without permission for non-commercial purposes only and provided that appropriate credit is given. No changes and/or modifications may be made to this document without express written permission from the ODPRN.

Office of the Chief Coroner – Privacy Statement

Personal information used in developing this report was collected under the authority of the Coroners Act, R.S.O. 1990, C. C.37, as amended. Questions about this collection should be directed to the Chief Coroner, 25 Morton Shulman Avenue, Toronto ON M3M 0B1, Tel.: 416 314-4000 or Toll Free: 1 877 991- 9959.

How to Cite this Document

Gomes T, Murray R, Kolla G, Leece P, Bansal S, Besharah J, Cahill T, Campbell T, Fritz A, Munro C, Toner L, Watford J on behalf of the Ontario Drug Policy Research Network, Office of the Chief Coroner for Ontario and Ontario Agency for Health Protection and Promotion (Public Health Ontario). Changing circumstances surrounding opioid-related deaths in Ontario during the COVID-19 pandemic. Toronto, ON: Ontario Drug Policy Research Network; 2021.

Contact

For more details on the underlying data or methods in this document, contact tara.gomes@unityhealth.to or regan.murray@ontario.ca.

References

1. Gomes T, Juurlink DN. Understanding the implications of a shifting opioid landscape in Ontario. *Healthc Q.* 2019;22(3):6-11. Available from: <https://doi.org/10.12927/hcq.2019.26025>
2. Health Canada. Opioid- and stimulant-related harms in Canada: key findings [Internet]. Ottawa, ON: Government of Canada; 2021 [cited 2021 May 04]. Available from: <https://health-infobase.canada.ca/substance-related-harms/opioids-stimulants/>
3. Ontario. Office of the Premier. Ontario enacts declaration of emergency to protect the public [Internet]. Toronto, ON: Queen's Printer for Ontario; 2020 [cited 2021 May 04]. Available from: <https://news.ontario.ca/en/release/56356/ontario-enacts-declaration-of-emergency-to-protect-the-public>
4. Canadian Centre on Substance Use and Addiction; Canadian Community Epidemiology Network on Drug Use. CCENDU alert: changes related to COVID-19 in the illegal drug supply and access to services, and resulting health harms. Ottawa, ON: Canadian Centre on Substance Use and Addiction; 2020. Available from: <https://www.ccsa.ca/sites/default/files/2020-05/CCSA-COVID-19-CCENDU-Illegal-Drug-Supply-Alert-2020-en.pdf>
5. Ontario Drug Policy Research Network; Office of the Chief Coroner for Ontario/Ontario Forensic Pathology Service; Ontario Agency for Health Protection and Promotion (Public Health Ontario); Centre on Drug Policy Evaluation. Preliminary patterns in circumstances surrounding opioid-related deaths in Ontario during the COVID-19 pandemic [Internet]. Toronto, ON: Ontario Drug Policy Research Network; 2020 [cited 2021 May 04]. Available from: https://odprn.ca/wp-content/uploads/2020/11/Opioid-Death-Report_FINAL-2020NOV09.pdf
6. CBC News. Pandemic worsens Canada's deadly opioid overdose epidemic. CBC News [Internet], 2020 Jun 10 [cited 2021 May 04]. Available from: <https://www.cbc.ca/news/health/drug-overdoses-covid19-1.5605563>
7. Health Canada. Opioid- and stimulant-related harms in Canada: technical notes: definitions [Internet]. Ottawa, ON: Government of Canada; 2021 [cited 2021 May 04]. Available from: <https://health-infobase.canada.ca/substance-related-harms/opioids/technical-notes#definitions>
8. Almeida M, Shrestha AD, Stojanac D, Miller LJ. The impact of the COVID-19 pandemic on women's mental health. *Arch Womens Ment Health.* 2020;23(6):741-8. Available from: <https://doi.org/10.1007/s00737-020-01092-2>
9. Financial Accountability Office of Ontario. Ontario's labour market in 2020: COVID-19 pandemic causes record job loss [Internet]. Toronto, ON: Queen's Printer for Ontario; 2020 [cited 2021 May 04]. Available from: https://www.fao-on.org/en/Blog/Publications/labour-market-2021#_ftn1
10. Statistics Canada. Table 3: employment and social assistance characteristics of people who overdosed in British Columbia, Canada, January 1, 2014, through to December 31, 2016 [Internet]. Ottawa, ON: Government of Canada; 2021 [modified 2021 Feb 17; cited 2021 May 04]. Available from: <https://www150.statcan.gc.ca/n1/pub/82-003-x/2021002/article/00003/tbl/tbl03-eng.htm>
11. Statistics Canada. Drug overdose crisis: socioeconomic characteristics of those dying of illicit drug overdoses in British Columbia, 2011 to 2016 [Internet]. Ottawa, ON: Government of Canada; 2018 [archived; cited 2021 May 04]. Available from: <https://www150.statcan.gc.ca/n1/daily-quotidien/181113/dq181113a-eng.htm>
12. Statistics Canada. Changes in federal, provincial and territorial custodial populations during the COVID-19 pandemic, April 2019 to April 2020 [Internet]. Ottawa, ON: Government of Canada; 2020 [modified 2020 Aug 12; cited 2021 May 04]. Available from: <https://www150.statcan.gc.ca/n1/daily-quotidien/200812/dq200812a-eng.htm?CMP=mstatcan>
13. Groot E, Kouyoumdjian FG, Kiefer L, Madadi P, Gross J, Prevost B, et al. Drug toxicity deaths after release from incarceration in Ontario, 2006-2013: review of coroner's cases. *PLoS One.* 2016;11(7):e0157512. Available from: <https://doi.org/10.1371/journal.pone.0157512>
14. British Columbia Coroners Service; Ministry of Public Safety & Solicitor General. Illicit drug toxicity deaths in BC: knowledge update: mode of consumption [Internet]. Victoria, BC: Government of British Columbia; 2020 [cited 2021 May 04]. Available from: <https://www2.gov.bc.ca/assets/gov/birth-adoption-death-marriage-and-divorce/deaths/coroners-service/statistical/mode-of-consumption.pdf>
15. Ontario Drug Policy Research Network. Ontario prescription opioid tool [Internet]. Toronto, ON: Ontario Drug Policy Research Network; 2020 [cited 2021 May 04]. Available from: <https://odprn.ca/ontario-opioid-drug-observatory/ontario-prescription-opioid-tool/>
16. Perri M, Dosani N, Hwang SW. COVID-19 and people experiencing homelessness: challenges and mitigation strategies. *CMAJ.* 2020;192(26):E716-9. Available from: <https://doi.org/10.1503/cmaj.200834>
17. Canadian Centre on Substance Use and Addiction. 25% of Canadians (aged 35-54) are drinking more while at home due to COVID-19 pandemic; cite lack of regular schedule, stress and boredom as main factors [Internet]. Ottawa, ON: Canadian Centre on Substance Use and Addiction; 2020 [cited 2021 May 04]. Available from: <https://www.ccsa.ca/sites/default/files/2020-04/CCSA-NANOS-Alcohol-Consumption-During-COVID-19-Report-2020-en.pdf>
18. Imtiaz S, Wells S, Rehm J, Hamilton HA, Nigatu YT, Wickens CM, et al. Cannabis use during the covid-19 pandemic in Canada: a repeated cross-

- sectional study. *J Addict Med.* 2020 Dec 14 [Epub ahead of print]. Available from: <https://doi.org/10.1097/adm.0000000000000798>
19. Nguyen T, Buxton JA. Pathways between COVID-19 public health responses and increasing overdose risks: a rapid review and conceptual framework. *Int J Drug Policy.* 2021 Mar 20 [Epub ahead of print]. Available from: <https://doi.org/10.1016/j.drugpo.2021.103236>
 20. Ali F, Russell C, Nafeh F, Rehm J, LeBlanc S, Elton-Marshall T. Changes in substance supply and use characteristics among people who use drugs (PWUD) during the COVID-19 global pandemic: a national qualitative assessment in Canada. *Int J Drug Policy.* 2021 Apr 10 [Epub ahead of print]. Available from: <https://doi.org/10.1016/j.drugpo.2021.103237>
 21. Centre on Drug Policy Evaluation. Toronto's drug checking service [Internet]. Toronto, ON: Centre on Drug Policy Evaluation; 2020 [cited 2021 May 04]. Available from: <https://drugchecking.cdpe.org/>
 22. Ontario Harm Reduction Network. The shifting unregulated drug supply in Ontario: implications and messaging regarding benzodiazepine-type substances in drugs sold as opioids or "down" [Internet]. Toronto, ON: Ontario Harm Reduction Network; 2020 [cited 2021 May 04]. Available from: http://www.ohrn.org/wp-content/uploads/2020/03/Benzodiazepines-in-the-unregulated-drug-supply-in-Ontario_OHRN_-March-2020.pdf
 23. Weir DL, Samanani S, Gilani F, Jess E, Eurich DT. Benzodiazepine receptor agonist dispensations in Alberta: a population-based descriptive study. *CMAJ Open.* 2018;6(4):E678-84. Available from: <https://doi.org/10.9778/cmajo.20180121>
 24. Murphy Y, Wilson E, Goldner EM, Fischer B. Benzodiazepine use, misuse, and harm at the population level in Canada: a comprehensive narrative review of data and developments since 1995. *Clin Drug Investig.* 2016;36(7):519-30. Available from: <https://doi.org/10.1007/s40261-016-0397-8>
 25. Nielsen S, McAuley A. Etizolam: a rapid review on pharmacology, non-medical use and harms. *Drug Alcohol Rev.* 2020;39(4):330-6. Available from: <https://doi.org/10.1111/dar.13052>
 26. McNeil R, Fleming T, Collins AB, Czechaczek S, Mayer S, Boyd J. Navigating post-eviction drug use amidst a changing drug supply: a spatially-oriented qualitative study of overlapping housing and overdose crises in Vancouver, Canada. *Drug Alcohol Depend.* 2021;222:108666. Available from: <https://doi.org/10.1016/j.drugalcdep.2021.108666>

Appendix

Data Capture and Completeness

	Pre-Pandemic Cohort	Pandemic Cohort	Variables included in analysis
Total Opioid-Related Deaths	1,162	2,050	
Opioid Investigative Aid (OIA)	1,162 (100%)	2,014 (98%)	
No OIA	0	36 (2%)	
Confirmed Opioid-Related Deaths	1,162 (100%)	1,978 (96%)	
OIA	1,162 (100%)	1,943 (98%)	All variables
No OIA	0	35 (2%)	Age, sex, manner of death, substance involvement, month, public health unit, geographic density
Suspected Opioid-Related Deaths	0	72 (4%)	
OIA	0	71 (99%)	Age, sex, month, public health unit, geographic density, likely mode of drug use, resuscitation attempts, location of incident
No OIA	0	1 (1%)	Age, sex, week, public health unit, geographic density

Drug involvement in opioid-related deaths

Drugs	Pre-Pandemic Cohort N=1,162	Pandemic Cohort N=1,978	P-Value
Opioids Direct Contributor			
Fentanyl (including analogues)	871 (75.0%)	1,720 (87.0%)	<0.01
Buprenorphine	2 (0.2%)	5 (0.3%)	0.64
Codeine	30 (2.6%)	33 (1.7%)	0.08
Heroin	51 (4.4%)	32 (1.6%)	<0.01
Hydromorphone	121 (10.4%)	113 (5.7%)	<0.01
Methadone	158 (13.6%)	190 (9.6%)	<0.01
Morphine	93 (8.0%)	97 (4.9%)	<0.01
Oxycodone	110 (9.5%)	90 (4.6%)	<0.01
Other*	22 (1.9%)	11 (0.6%)	0.20
Other Drugs			
Benzodiazepines (Detected)	347 (29.9%)	901 (45.6%)	<0.01
Etizolam	55 (4.7%)	502 (25.4%)	<0.01
Flualprazolam	5 (0.4%)	52 (2.6%)	<0.01
Flubromazolam	3 (0.3%)	32 (1.6%)	<0.01
Benzodiazepines (Direct Contributor)	92 (7.9%)	170 (8.6%)	0.45
Etizolam	18 (1.5%)	98 (5.0%)	<0.01
Flualprazolam	0 (0%)	11 (0.6%)	0.01
Flubromazolam	1 (0.1%)	12 (0.6%)	0.03
Stimulants (Direct Contributor)	581 (50.0%)	1,149 (58.1%)	<0.01
Cocaine	419 (36.1%)	847 (42.8%)	0.01
Methamphetamine	247 (21.3%)	501 (25.3%)	<0.01
Other stimulants**	18 (1.5%)	40 (2.0%)	0.34
Alcohol (Direct Contributor)	150 (12.9%)	273 (13.8%)	0.48

NOTE

- *Includes tramadol, oxycodone, and hydrocodone.
- **MDMA, MDA, amphetamine (in the absence of methamphetamine), methylphenidate, pseudoephedrine.
- Some deaths may be attributed to multi-drug toxicity where more than one substance can contribute to an individual death. There were 72 suspected opioid-related deaths in the pandemic cohort not included in this figure.

Number and rate of opioid-related deaths* during the pandemic, by public health unit

Public Health Unit	Population	Pre-Pandemic Cohort (N; Rate per 100,000)	Pandemic Cohort (N; Rate per 100,000)	P-Value
Ontario (Total)	14,634,260	1,162 (7.9)	2,050 (14.0)	<0.01
Algoma Public Health	114,395	15 (13.1)	42 (36.7)	<0.01
Brant County Health Unit	152,733	27 (17.7)	30 (19.6)	0.79
Chatham-Kent Public Health	105,385	6 (5.7)	13 (12.3)	0.26
City of Hamilton Public Health Services	584,765	77 (13.2)	110 (18.8)	0.02
Durham Region Health Department	701,760	52 (7.4)	75 (10.7)	0.05
Eastern Ontario Health Unit	209,678	7 (3.3)	16 (7.6)	0.09
Grey Bruce Health Unit	166,974	15 (9.0)	24 (14.4)	0.20
Haldimand-Norfolk Health Unit	112,101	8 (7.1)	17 (15.2)	0.11
Haliburton, Kawartha, Pine Ridge District Health	186,520	17 (9.1)	30 (16.1)	0.08
Halton Region Public Health	607,042	21 (3.5)	33 (5.4)	0.13
Hastings Prince Edward Public Health	165,588	11 (6.6)	26 (15.7)	0.02
Huron Perth Health Unit	138,715	1 (0.7)	6 (4.3)	0.13
Kingston, Frontenac and Lennox & Addington Public Health	211,243	22 (10.4)	33 (15.6)	0.18
Lambton Public Health	130,153	16 (12.3)	34 (26.1)	<0.01
Leeds, Grenville & Lanark District Health Unit	171,109	4 (2.3)	15 (8.8)	0.02
Middlesex-London Health Unit	497,806	49 (9.8)	80 (16.1)	<0.01
Niagara Region Public Health	466,255	71 (15.2)	124 (26.6)	<0.01
North Bay Parry Sound District Health Unit	129,183	14 (10.8)	47 (36.4)	<0.01
Northwestern Health Unit	81,963	6 (7.3)	14 (17.1)	0.12
Ottawa Public Health	1,033,679	52 (5.0)	115 (11.1)	<0.01
Peel Public Health	1,569,190	85 (5.4)	134 (8.5)	<0.01
Peterborough Public Health	144,431	22 (15.2)	37 (25.6)	0.07
Porcupine Health Unit	85,295	16 (18.8)	33 (38.7)	0.02
Public Health Sudbury & Districts	200,347	47 (23.5)	88 (43.9)	<0.01
Region of Waterloo Public Health	571,973	41 (7.2)	82 (14.3)	<0.01
Renfrew County and District Health Unit	108,422	3 (2.8)	9 (8.3)	0.15
Simcoe Muskoka District Health Unit	583,736	76 (13.0)	109 (18.7)	0.02
Southwestern Public Health	207,698	15 (7.2)	20 (9.6)	0.50
Thunder Bay District Health Unit	154,473	31 (20.1)	55 (35.6)	0.01
Timiskaming Health Unit	33,235	4 (12.0)	6 (18.1)	0.75
Toronto Public Health	3,063,359	226 (7.4)	455 (14.9)	0.00
Wellington-Dufferin-Guelph Public Health	303,466	25 (8.2)	24 (7.9)	>0.99
Windsor-Essex County Health Unit	418,581	33 (7.9)	56 (13.4)	0.02
York Region Public Health	1,223,007	47 (3.8)	58 (4.7)	0.33

NOTE

* Includes confirmed and suspected opioid-related deaths, the distribution of which may vary by geographic region.

